

CABLE REELS AND HOSE REELS

N° 223-AE

Manage your energy orderly



**ADVANCED FLUID
MANAGEMENT SOLUTIONS**






HELP THE NATURE

Packaging contains, depending on the articles, one or more of the following materials; they must be recycled in accordance with current regulations in the country of use.

cardboard • polyethylene sack • polystyrene paper • wood • nails • plastic strap cellophane • clips • gummed paper

RAASM contributes with an eco-contribution at the recycling and the disposal of the electrical and electronic equipments at the end of life. Producer's registry AEE N° IT1412000008678





**ADVANCED FLUID
MANAGEMENT SOLUTIONS**



DESIGN IS AN

Art





founded in 1975



*the human side
of Quality*



INDEX

TECHNICAL CHARACTERISTICS page 9

USE OF ADJUSTABLE BRACKET page 10

ACCESSORIES page 11

ELECTRICAL CABLES page 12

Series 280 - 230 V SINGLE-PHASE
Without socket page 14

Series 280 - 400 V THREE-PHASE
Without socket page 16

Series 280 - 230 V SINGLE-PHASE
With single socket and Shucko - IP44 page 18

Series 280 - 230 V SINGLE-PHASE
With triple socket and Shucko - IP44 page 20

CABLE REELS SERIES 280



CABLE REELS SERIES 280 - 290 WITH LAMP

Series 280 - Without transformer
With fluorescent portable lamp 11 W
series F230 - F12 - F24 page 22

Series 280 - Without transformer
With portable led lamp
series L1224 page 24

Series 290 - With 230 V transformer
With portable led lamp
series L1224 page 26



LAMPS

TECHNICAL CHARACTERISTICS page 31

Portable lamp series F230 - F12 - F24
Equipped with fluorescent light bulb page 32

Portable lamp series L1224
Equipped with led holder unit page 33



EARTHING CABLE REELS SERIES 280 - 350

OPERATION page 35

Earthing cable reels series 280 page 36

Earthing cable reels series 350 page 38

TECHNICAL CHARACTERISTICS page 39



ENCLOSED HOSE REELS SERIES 280

TECHNICAL CHARACTERISTICS page 41

ENCLOSED HOSE REELS SERIES 280
Air-Water - 20 bar - 40 °C page 42



CABLE REELS PRESENTATION

All **RAASM** cable reels rewind automatically and are equipped with a spring tested for tens of thousands of cycles which ensure a constant force. They are sturdy, compact, easy to position and removable. They allow managing with extreme ease and safety electrical cables of various sizes and cross sections ensuring a tidy and safe work environment.

All models are equipped with:

- rewinding spring;
- cable stop rack work;
- protective shell in shockproof material;
- cable guide with rollers;
- fixing bracket;
- system for the manual reset of electrical power (to prevent damage from eventual overloads) with rewinded cable;
- inlet cable for connection to the mains.

ACCESSORIES

Each model of **RAASM** cable reels is customizable with the following accessories:

- fixing bracket with “bayonet” coupler;
- protection cap;
- rewinding clutch.

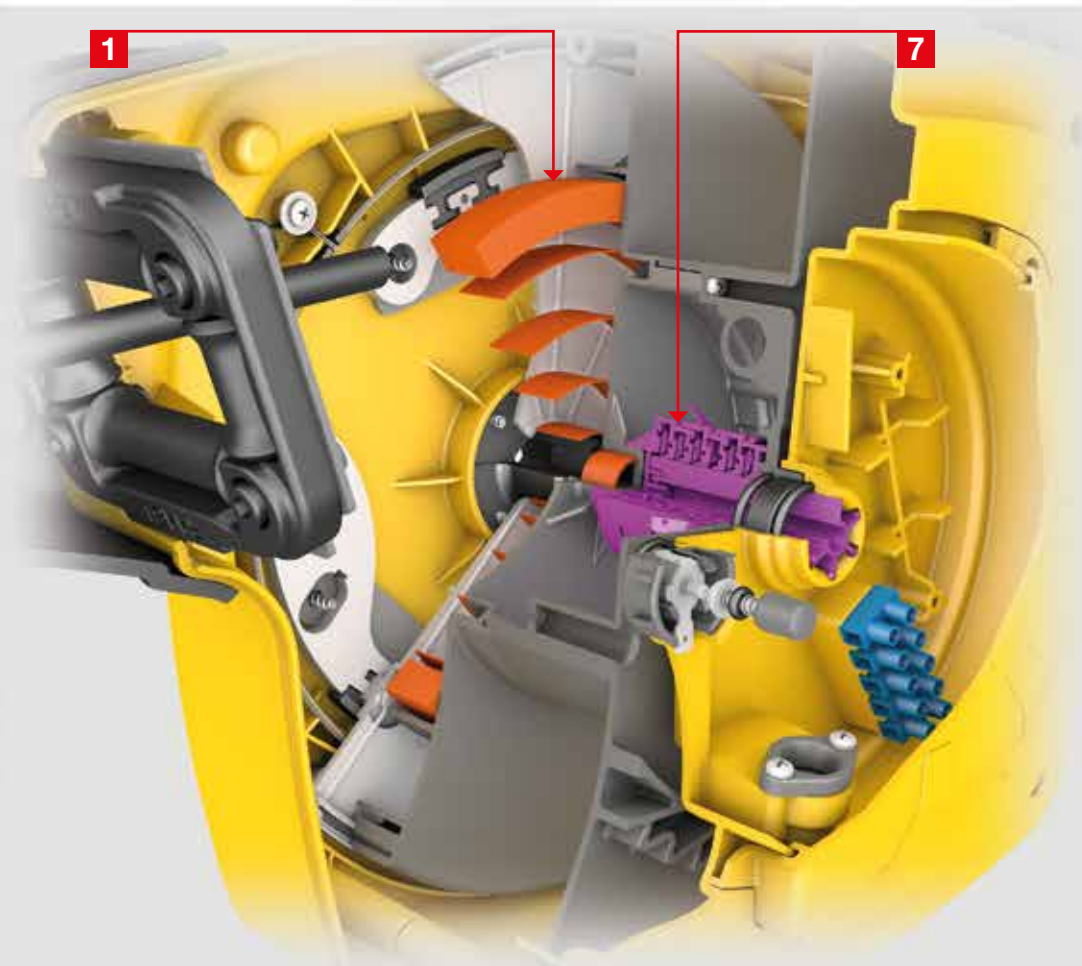
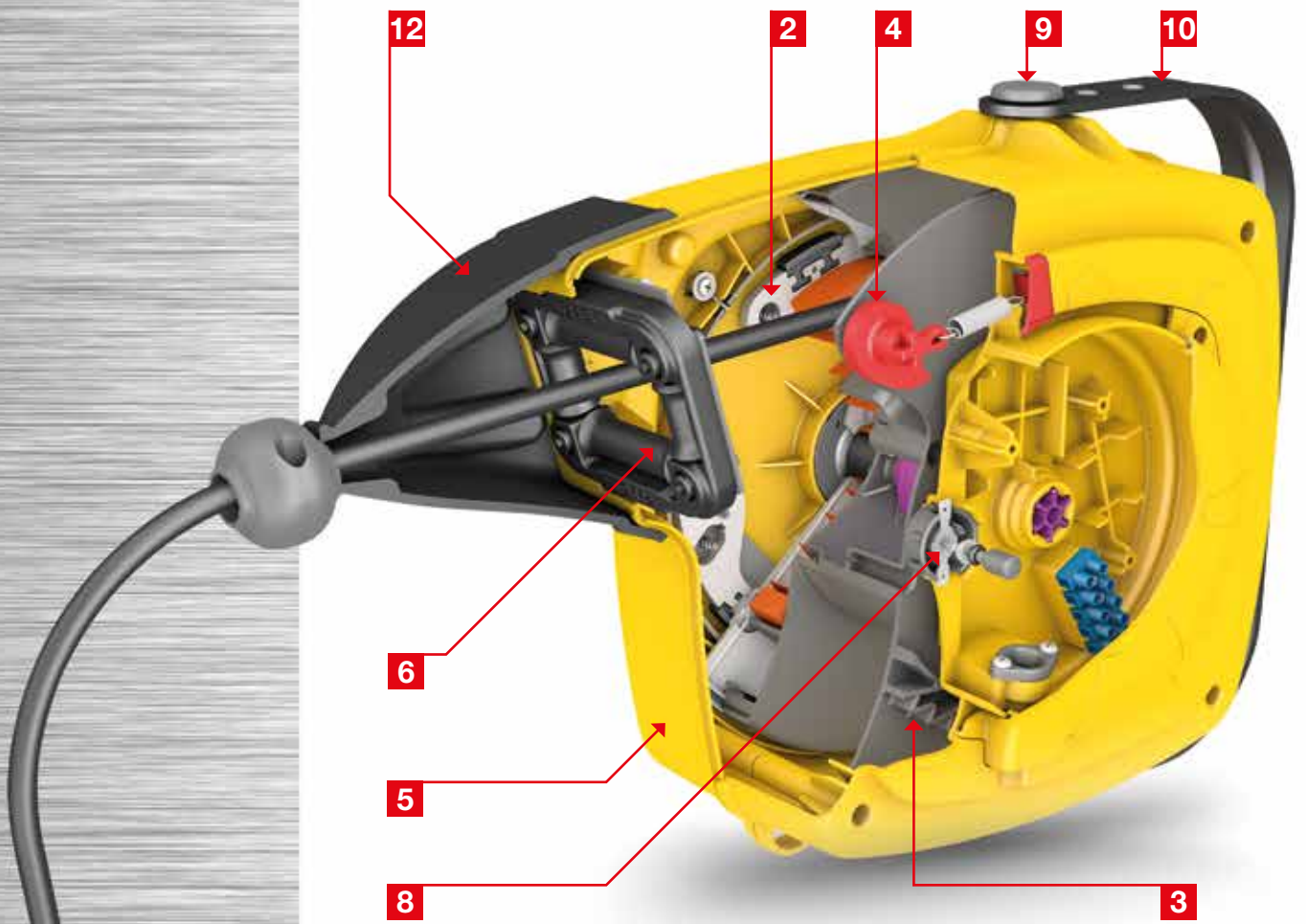


advantages




- Electric collector designed for better performances also with high currents.
- Thermal protector against overheating of the rewinded cable mounted in all the models.
- IP44 protection degree provided for all the electrical parts.
- Spring tested for more than 10 working years with the possibility to easily adjust the rewinding force.
- Cable guide with rollers equipped with 4 rollers in each model designed to save the work life of the cable.
- Different options for different needs: rewinding clutch, bayonet bracket and protection cap.

CABLE REEL



TECHNICAL CHARACTERISTICS



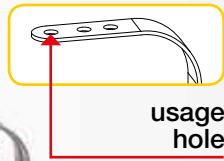
Guarantee and quality of the components are our priority!

- 1 SPRING**
Rewinding spring totally protected from the external environment. The spring is subjected to a durability test of 20000 cycles (each cycle corresponds to the complete unwinding and rewinding of the cable) thus simulating an average life of over 10 years. Possibility to intervene to adjust the spring force increasing or decreasing the preload.
- 2 REWINDING CLUTCH**
Optional, devoid of complex and potentially wearing kinematic motions, allows the rewinding of the drum at a safe speed.
- 3 STOPPING RACK**
It has an increased width and reinforcement ribs ensuring greater durability and sturdiness. It offers the possibility to block the cable every 0,5 m allowing the unwinding of the desired length.
- 4 PAWL**
Easy to remove, of increased thickness with reinforcing ribs ensuring high stress resistance and durability.
- 5 STRUCTURE**
Strong and compact made in shockproof material of high mechanical resistance designed to withstand over time.
- 6 CABLE GUIDE WITH ROLLERS**
Sturdy and resistant with reinforced steel interior. Wide width which allows guiding the cable properly for correct rewind. Equipped with 4 rollers, 2 arranged horizontally (above and below) and 2 arranged vertically (left and right) that reduce cable wear.
- 7 ELECTRIC COLLECTOR**
Replaceable in one single piece, it has sliding contacts each provided with 3 sliding lines to reduce the electrical resistance and the heating during operation. Equipped with double earth contact.
- 8 THERMAL PROTECTOR**
Safety system against overheating of the rewinded cable.
- 9 SIDE CLUTCH**
The bracket is equipped with a special clutch which controls the rotation speed on the right and on the left of the cable reels.
- 10 ADJUSTABLE BRACKET**
Adjustable up to 90° per side, constructed with sturdy structure, with fixing slotted holes that facilitate wall mounting.
- 11 BAYONET BRACKET**
A bracket with bayonet type quick coupling is available as optional it allows an easier movement of the cable reels in the various workstations.
- 12 PROTECTION CAP**
Optional, in NBR synthetic rubber, it protects the cable reels from accidental entrance of foreign bodies through the cable guide.

USE OF ADJUSTABLE BRACKET

POSITION

1

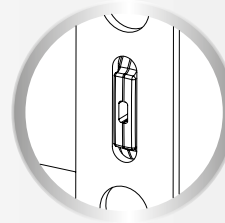
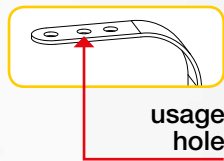


The adjustable bracket of the cable reels may assume various positions:

The **position 1** is particularly suitable for “single” installation on the wall or ceiling. This position allows the rotation of the cable reels around the central axis supported by the bracket, allowing maximum flexibility to the operator in the use of the cable in all directions.

POSITION

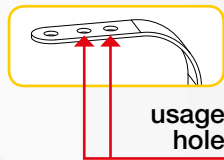
2



The **position 2** is suitable for installation of the cable reels “in series” (ceiling wall/floor or bench) because the rotation is blocked by the bracket that creates an interlocking with the guards of the cable reels.

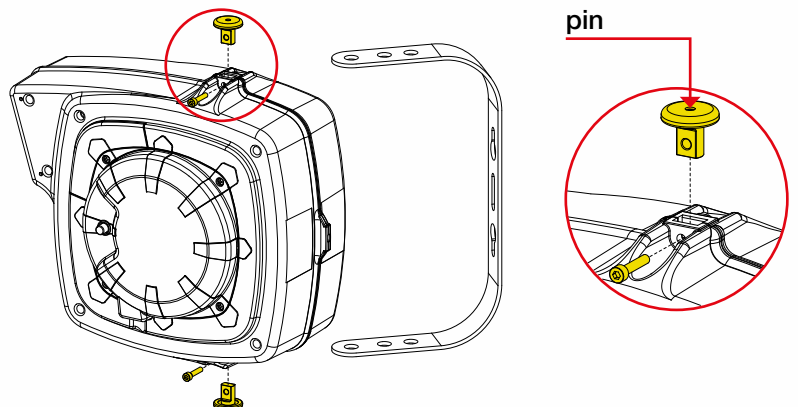
POSITION

3



The **position 3** is suitable for specific installation schemes, that is when the pulling and exit direction of the cable is parallel to the wall where the cable reels is installed.

In order to pass from an installation position to another it is necessary to remove the bracket.



ACCESSORIES

REWINDING CLUTCH

Cable reels series 280 and series 290 can be equipped with a brake acting while rewinding the cable. This accessory limits the maximum rotation speed making secure even accidental and uncontrolled rewinding. The version with the clutch, is distinguished from the **“SPEED CONTROL”** plate.



PROTECTION CAP

P/N 728115

The protection cap of the cable guide, made of flexible black rubber, prevents accidental entry of foreign bodies and ensures to the cable reels the IP45 protection degree. On request it can be mounted on the cable reels you want to purchase using the appropriate customized code, see the following pages.

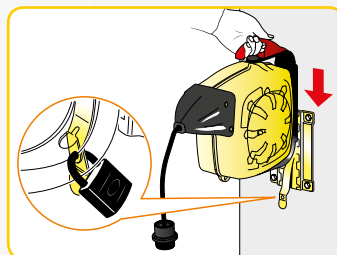


△ For a correct use during the rewinding phase, is important to align the cable with the protection cap's axis.

BAYONET BRACKET

P/N 89003

A bracket with bayonet type quick coupling is available on request: (provided with wall bracket P/N 89001), it allows an easier movement of the cable reels in the various workstations.



To prevent removal or theft of the cable reels it is possible to secure it with a bolt or a lock.

P/N 89001

Wall bracket, to be bought separately in case you want to create multiple points for fitting the cable reels provided with bayonet bracket.



ELECTRICAL CABLES

The denomination “**electrical cable**” indicates a **conductor uniformly insulated or a set of insulated conductors**, each from the others and towards the outside, combined into a single complex complete with protection covering.

THE CABLE IS MADE OF SEVERAL PARTS:

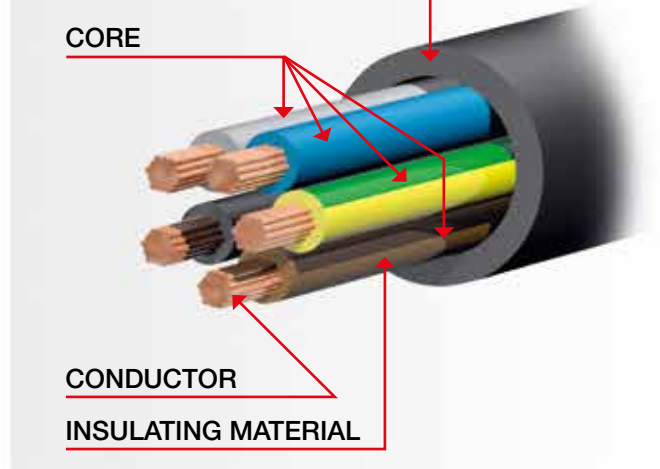
- the **metallic part** for conducting the current consists of a single wire or several stranded wires and their conductor;
- a layer of **insulating material** surrounds the conductor;
- the set of the conductor and its isolation constitutes the cable **core**; each cable may have more cores;
- the **sheath** has a protective function of the cable cores. The sheath in general is always in insulating material.

SHEATH

CORE

CONDUCTOR

INSULATING MATERIAL



TECHNICAL TABLE READING GUIDE

NUMBER OF CONDUCTORS	Number of conductors uniformly insulated that make up the cross section of the electrical cable.
CONDUCTOR'S CROSS SECTION	Area (in mm ²) of the cross section of each conductor.
TYPE OF INSULATING MATERIAL	The type of material (e.g. PVC, natural rubber) acts as a protective covering to the conductor with mechanical or chemical protection function.

The following guidelines have been extracted from the Standard CEI 20-27

EXAMPLE OF POWER CABLE DESIGNATION



Number of conductors and conductor cross section (in mm²)

- 2 x 1** 2 Conductors cable, cross section 1 mm²
- 3G x 1** 3 Conductors, cross section 1 mm² each, one of them with yellow-green insulation
- 4G x 1** 4 Conductors, cross section 1 mm² each, one of them with yellow-green insulation
- 5G x 1** 5 Conductors, cross section 1 mm² each, one of them with yellow-green insulation

Reference Standards

- H** Cable conforming to Harmonized standards GENELEC (HD 22.4 S2)
- A** Cable of national type approved and listed in the supplements to the Harmonized standards GENELEC
- xx - N** Other type of national cable

Voltage rating

- 03** Rated insulation voltage $U_0/U = 300/300V$
- 05** Rated insulation voltage $U_0/U = 300/500V$
- 07** Rated insulation voltage $U_0/U = 450/750V$
- 1** Rated insulation voltage $U_0/U = 0,6/1KV$

Insulation material

- B** Ethylene propylene rubber
- B3** Butyl rubber
- J** Braided fiberglass
- M** Mineral
- N** Polychloroprene (or equivalent material)
- R** Natural rubber or styrene-butadiene rubber
- S** Silicone rubber
- V** Polyvinyl chloride (PVC) commonly used
- X** Cross-linked polyethylene

Non-metallic sheath

- B** Ethylene propylene rubber
- B3** Butyl rubber
- J** Braided fiberglass
- M** Mineral
- N** Polychloroprene (or equivalent material)
- R** Natural rubber or styrene-butadiene rubber
- S** Silicon rubber
- V** Polyvinyl chloride (PVC) commonly used
- X** Cross-linked polyethylene

Conductor form

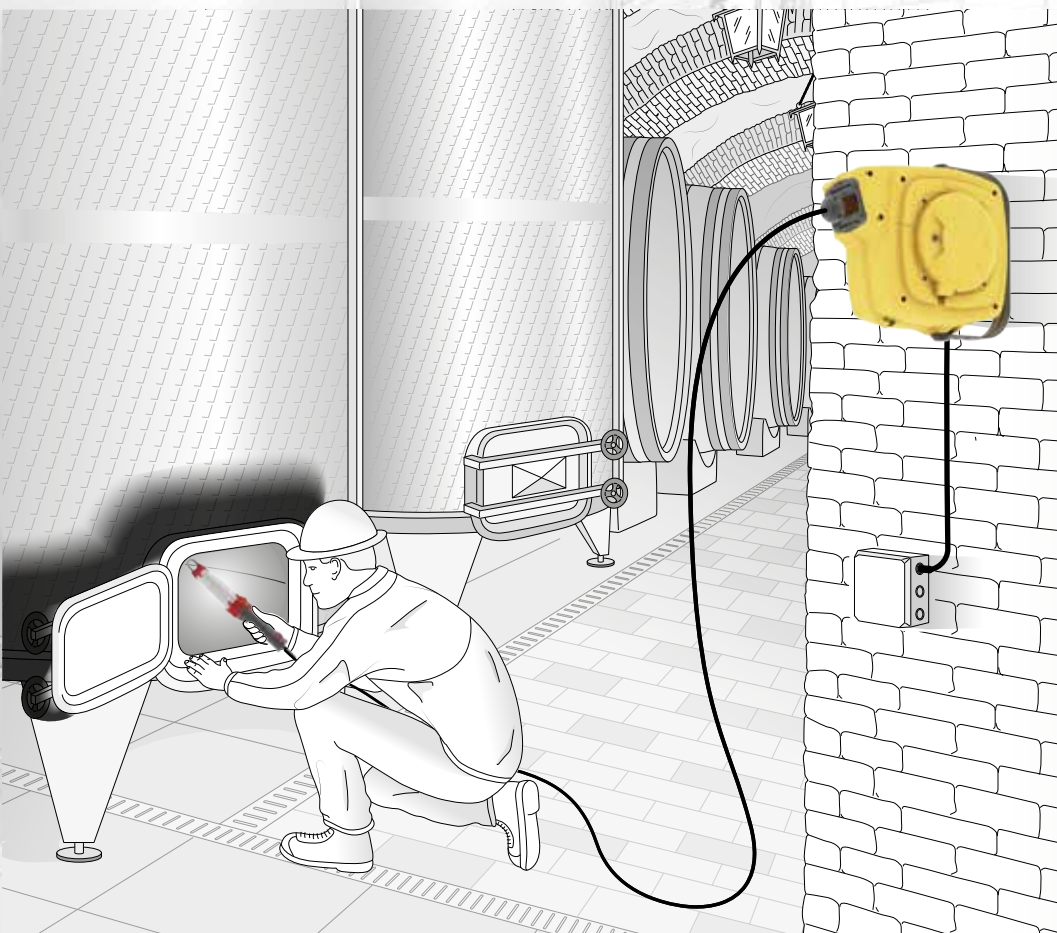
- F** Flexible conductor of a flexible cable for mobile service
- H** Highly flexible conductor of a flexible cable for mobile service
- K** Flexible conductor of a cable for fixed installation
- R** Rigid conductor, round, stringed
- S** Rigid conductor, sectorial, stringed
- U** Rigid conductor, round, single-wire





**ADVANCED FLUID
MANAGEMENT SOLUTIONS**

RAASM has produced a wide range of industrial cable reels that can meet the most complex and demanding requests for use fields such as industry, agriculture, petrochemical, mining, aeronautics, shipbuilding, fire departments, automotive, construction, etc.





Cable reels series 280 230 V SINGLE PHASE



without
socket



NUMBER OF CONDUCTORS 2



EN 61242

2014/35/EU 2014/30/EU
2011/65/EU

NUMBER OF CONDUCTORS 3



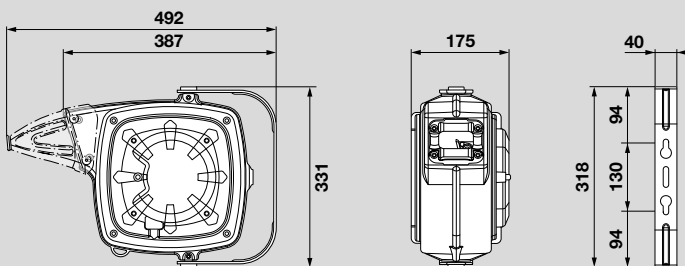
EN 61242

2014/35/EU 2014/30/EU
2011/65/EU

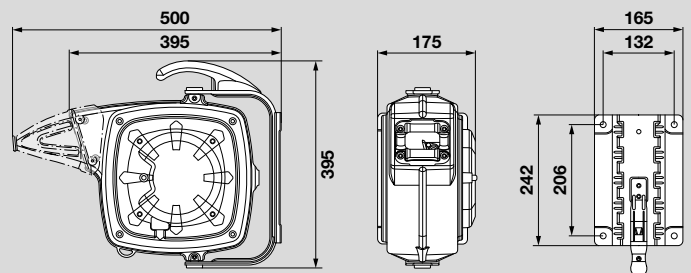
Colour:



Overall dimensions STANDARD (mm)



Overall dimensions WITH BRACKET (mm)



Weight (Kg)	No. packages per pallet	Packaging (mm)
6,8 ÷ 7,4	40	440 x 195 x 485

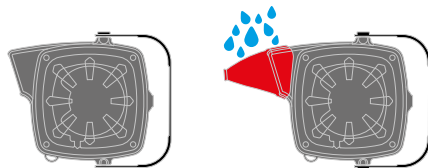
Weight (Kg)	No. packages per pallet	Packaging (mm)
7,0 ÷ 8,8	40	440 x 195 x 485

Usage environment temperature: -5 ÷ +40 °C

Fixing bracket:
Fixed-Adjustable

Cable inlet: 1,2 m

Protection degree of electrical parts



IP44 without protection cap IP45 with protection cap

Attention: The system is downgraded depending on the IP valve of the connected components.



STANDARD ARTICLES

P/N standard	Number of conductors	Cable type	Cable length (m)	Max. power use (20 °C)		Thermal protector
				Wound (kW)	Unwound (kW) *	
2210	2	2 x 1 - H05 VV-F	17 + 1 m	0,9 kW	1,4 kW	YES
3210	2	2 x 1 - H07 RN-F	12 + 1 m	0,9 kW	1,4 kW	YES
2215	2	2 x 1,5 - H05 VV-F	15 + 1 m	1,1 kW	2,3 kW	YES
2225	2	2 x 2,5 - H05 VV-F	10 + 1 m	1,9 kW	3,5 kW	YES
2310	3	3G x 1 - H05 VV-F	14 + 1 m	0,9 kW	1,4 kW	YES
3310	3	3G x 1 - H07 RN-F	10 + 1 m	0,9 kW	1,4 kW	YES
2315	3	3G x 1,5 - H05 VV-F	14 + 1 m	1,2 kW	2,3 kW	YES
3315	3	3G x 1,5 - H07 RN-F	9 + 1 m	1,2 kW	2,3 kW	YES
2325	3	3G x 2,5 - H05 VV-F	9 + 1 m	1,9 kW	3,5 kW	YES
3325	3	3G x 2,5 - H07 RN-F	7 + 1 m	1,9 kW	3,5 kW	YES

ARTICLES WITH SPEED CONTROL

P/N with speed control	Number of conductors	Cable type	Cable length (m)	Max. power use (20 °C)		Thermal protector
				Wound (kW)	Unwound (kW) *	
2210F	2	2 x 1 - H05 VV-F	17 + 1 m	0,9 kW	1,4 kW	YES
3210F	2	2 x 1 - H07 RN-F	12 + 1 m	0,9 kW	1,4 kW	YES
2215F	2	2 x 1,5 - H05 VV-F	15 + 1 m	1,1 kW	2,3 kW	YES
2225F	2	2 x 2,5 - H05 VV-F	10 + 1 m	1,9 kW	3,5 kW	YES
2310F	3	3G x 1 - H05 VV-F	14 + 1 m	0,9 kW	1,4 kW	YES
3310F	3	3G x 1 - H07 RN-F	10 + 1 m	0,9 kW	1,4 kW	YES
2315F	3	3G x 1,5 - H05 VV-F	14 + 1 m	1,2 kW	2,3 kW	YES
3315F	3	3G x 1,5 - H07 RN-F	9 + 1 m	1,2 kW	2,3 kW	YES
2325F	3	3G x 2,5 - H05 VV-F	9 + 1 m	1,9 kW	3,5 kW	YES
3325F	3	3G x 2,5 - H07 RN-F	7 + 1 m	1,9 kW	3,5 kW	YES

⚠ The following codes are considered devoid of accessories: protection cap - bayonet bracket.

* The values are intended with cable completely unwound.

ACCESSORIES



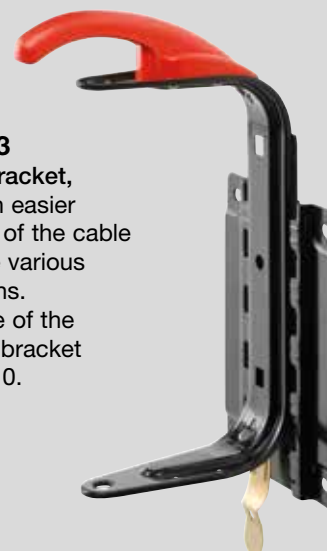
SPEED CONTROL

The version equipped with a clutch that allows a cable rewinding at a controlled rate, is characterized by the plate.



P/N 728115

Protection cap, made of oil resistant rubber is useful against the accidental entry of water or foreign objects inside the cable reels.



P/N 89003

Bayonet bracket, it allows an easier movement of the cable reels in the various workstations.

For the use of the adjustable bracket see page 10.



Cable reels series 280 400 V THREE PHASE



without
socket



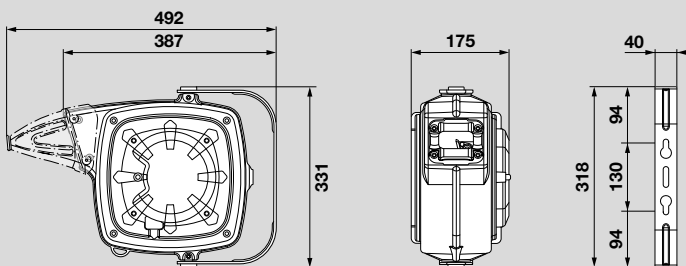
EN 61242

2014/35/EU 2014/30/EU
2011/65/EU

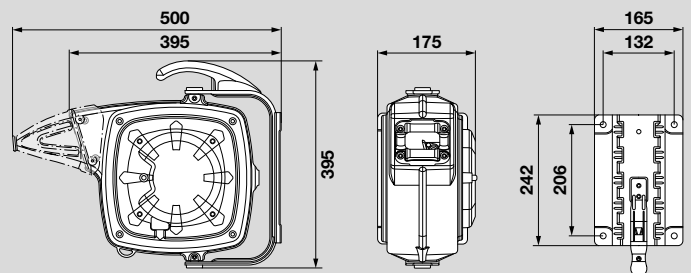
Colour:

STANDARD
 RAL 1004

Overall dimensions STANDARD (mm)



Overall dimensions WITH BRACKET (mm)



Weight (Kg)	No. packages per pallet	Packaging (mm)
6,9 ÷ 7,7	40	440 x 195 x 485

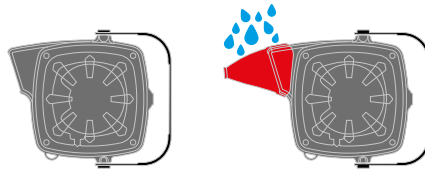
Weight (Kg)	No. packages per pallet	Packaging (mm)
7,3 ÷ 9,3	40	440 x 195 x 485

Usage environment
temperature: -5 ÷ +40 °C

Fixing bracket:
Fixed-Adjustable

Cable inlet: 1,2 m

Protection degree of electrical parts



IP44 without protection cap IP45 with protection cap

Attention: The system is downgraded depending on the IP valve of the connected components.

STANDARD ARTICLES

P/N standard	Number of conductors	Cable type	Cable length (m)	Max. power use (20 °C)		Thermal protector
				Wound (kW)	Unwound (kW) *	
4410	4	4G x 1 - H05 VV-F	11 + 1 m	1,1 kW	2,3 kW	YES
4415	4	4G x 1,5 - H05 VV-F	10 + 1 m	1,4 kW	4 kW	YES
5415	4	4G x 1,5 - H07 RN-F	8 + 1 m	1,4 kW	4 kW	YES
4425	4	4G x 2,5 - H05 VV-F	8 + 1 m	2 kW	6 kW	YES
5425	4	4G x 2,5 - H07 RN-F	5 + 1 m	2 kW	6 kW	YES
4510	5	5G x 1 - H05 VV-F	11 + 1 m	1 kW	2,3 kW	YES
4517	5	5G x 1,5 - H05 VV-F	8 + 1 m	1,4 kW	4 kW	YES
5515	5	5G x 1,5 - H07 RN-F	7 + 1 m	1,4 kW	4 kW	YES



ARTICLES WITH SPEED CONTROL

P/N with speed control	Number of conductors	Cable type	Cable length (m)	Max. power use (20 °C)		Thermal protector
				Wound (kW)	Unwound (kW) *	
4410F	4	4G x 1 - H05 VV-F	11 + 1 m	1,1 kW	2,3 kW	YES
4415F	4	4G x 1,5 - H05 VV-F	10 + 1 m	1,4 kW	4 kW	YES
5415F	4	4G x 1,5 - H07 RN-F	8 + 1 m	1,4 kW	4 kW	YES
4425F	4	4G x 2,5 - H05 VV-F	8 + 1 m	2 kW	6 kW	YES
5425F	4	4G x 2,5 - H07 RN-F	5 + 1 m	2 kW	6 kW	YES
4510F	5	5G x 1 - H05 VV-F	11 + 1 m	1 kW	2,3 kW	YES
4517F	5	5G x 1,5 - H05 VV-F	8 + 1 m	1,4 kW	4 kW	YES
5515F	5	5G x 1,5 - H07 RN-F	7 + 1 m	1,4 kW	4 kW	YES



⚠ The following codes are considered devoid of accessories: protection cap - bayonet bracket.

★ The values are intended with cable completely unwound.

ACCESSORIES




SPEED CONTROL

The version equipped with a clutch that allows a cable rewinding at a controlled rate, is characterized by the plate.



P/N 728115

Protection cap, made of oil resistant rubber is useful against the accidental entry of water or foreign objects inside the cable reels.



P/N 89003

Bayonet bracket, it allows an easier movement of the cable reels in the various workstations.

For the use of the adjustable bracket see page 10.



Cable reels series 280 230 V SINGLE PHASE



with one
socket and
Schuko
plug IP44



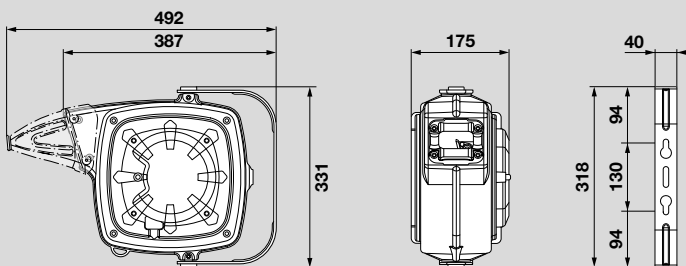
EN 61242

2014/35/EU 2014/30/EU
2011/65/EU

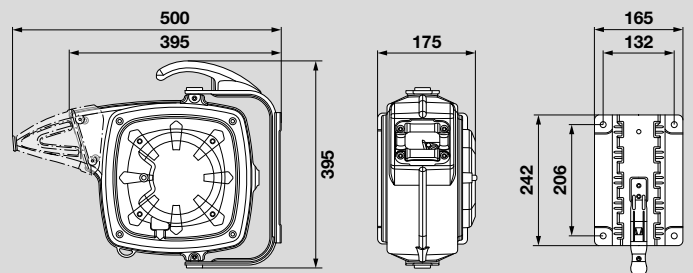
Colour:

STANDARD
 RAL 1004

Overall dimensions STANDARD (mm)



Overall dimensions WITH BRACKET (mm)



Weight (Kg)	No. packages per pallet	Packaging (mm)
6,9	40	440 x 195 x 485

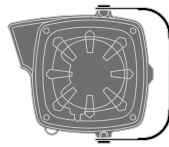
Weight (Kg)	No. packages per pallet	Packaging (mm)
8,2	40	440 x 195 x 485

Usage environment temperature: -5 ÷ +40 °C

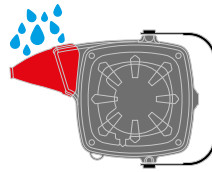
Fixing bracket:
Fixed-Adjustable

Cable inlet: 1,2 m

Protection degree of electrical parts



IP44 without protection cap



IP45 with protection cap

Attention: The system is downgraded depending on the IP valve of the connected components.



STANDARD ARTICLES						
P/N standard	Number of conductors	Cable type	Cable length (m)	Max. power use (20 °C)		Thermal protector
				Wound (kW)	Unwound (kW) *	
2315S	3	3G x 1,5 - H05 VV-F	14 + 1 m	1,2 kW	2,3 kW	YES



ARTICLES WITH SPEED CONTROL						
P/N with speed control	Number of conductors	Cable type	Cable length (m)	Max. power use (20 °C)		Thermal protector
				Wound (kW)	Unwound (kW) *	
2315SF	3	3G x 1,5 - H05 VV-F	14 + 1 m	1,2 kW	2,3 kW	YES

⚠ The following codes are considered devoid of accessories: protection cap - bayonet bracket.

★ The values are intended with cable completely unwound.

ACCESSORIES




SPEED CONTROL

The version equipped with a clutch that allows a cable rewinding at a controlled rate, is characterized by the plate.



P/N 728115

Protection cap, made of oil resistant rubber is useful against the accidental entry of water or foreign objects inside the cable reels.



P/N 89003

Bayonet bracket, it allows an easier movement of the cable reels in the various workstations. For the use of the adjustable bracket see page 10.






Cable reels series 280 230 V SINGLE PHASE



with triple
socket and
Schuko
plug IP44



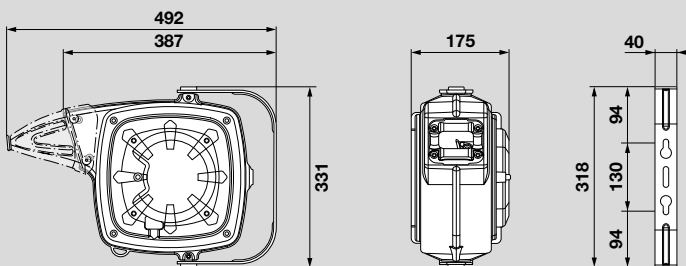
EN 61242

2014/35/EU 2014/30/EU
2011/65/EU

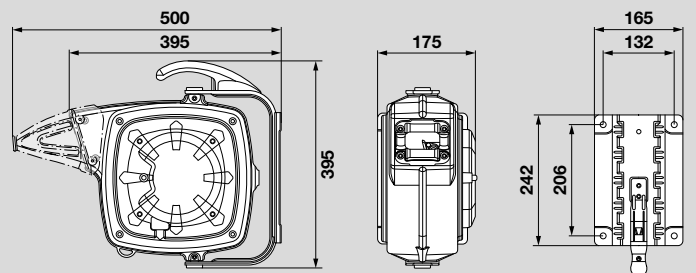
Colour:







Overall dimensions STANDARD (mm)



Overall dimensions WITH BRACKET (mm)



Weight (Kg)	 No. packages per pallet	 Packaging (mm)
7,1	40	440 x 195 x 485

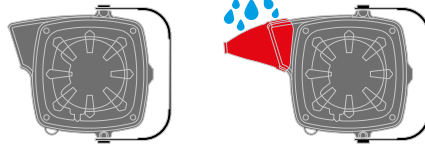
Weight (Kg)	 No. packages per pallet	 Packaging (mm)
8,4	40	440 x 195 x 485

Usage environment temperature: -5 ÷ +40 °C

Fixing bracket:
Fixed-Adjustable

Cable inlet: 1,2 m

Protection degree of electrical parts



IP44 without protection cap IP45 with protection cap

Attention: The system is downgraded depending on the IP valve of the connected components.



STANDARD ARTICLES

P/N standard	Number of conductors	Cable type	Cable length (m)	Max. power use (20 °C)		Thermal protector
				Wound (kW)	Unwound (kW) *	
2315T	3	3G x 1,5 - H05 VV-F	14 + 1 m	1,2 kW	2,3 kW	YES



ARTICLES WITH SPEED CONTROL

P/N with speed control	Number of conductors	Cable type	Cable length (m)	Max. power use (20 °C)		Thermal protector
				Wound (kW)	Unwound (kW) *	
2315TF	3	3G x 1,5 - H05 VV-F	14 + 1 m	1,2 kW	2,3 kW	YES

⚠ The following codes are considered devoid of accessories: protection cap - bayonet bracket.

★ The values are intended with cable completely unwound.

ACCESSORIES




SPEED CONTROL

The version equipped with a clutch that allows a cable rewinding at a controlled rate, is characterized by the plate.



P/N 728115

Protection cap, made of oil resistant rubber is useful against the accidental entry of water or foreign objects inside the cable reels.



P/N 89003

Bayonet bracket, it allows an easier movement of the cable reels in the various workstations.

For the use of the adjustable bracket see page 10.



Cable reels series 280 without transformer



with fluorescent
portable lamp
11 W series
F230 - F12 - F24



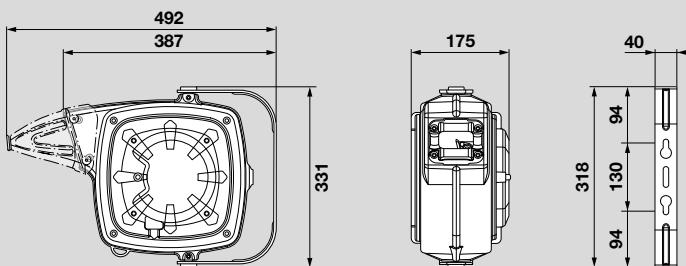
EN 61242 EN 60598

2014/35/EU 2014/30/EU
2011/65/EU EU 874/2012

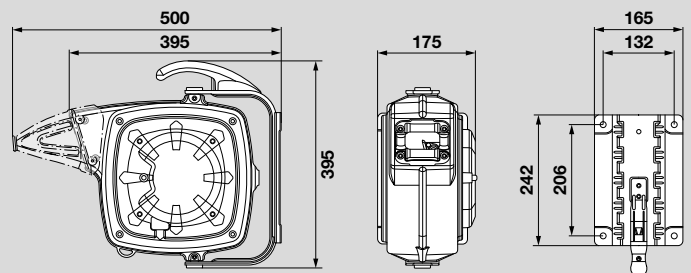
Colour:



Overall dimensions STANDARD (mm)



Overall dimensions WITH BRACKET (mm)



Weight (Kg)	No. packages per pallet	Packaging (mm)
8,0	40	440 x 195 x 485

Weight (Kg)	No. packages per pallet	Packaging (mm)
9,3	40	440 x 195 x 485

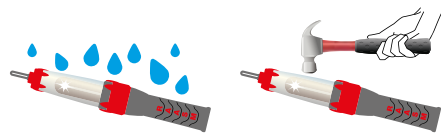
Usage environment temperature: -5 ÷ +40 °C

Fixing bracket:
Fixed-Adjustable

Cable inlet: 1,2 m

LED = 3,6W = 11W = 50W
600 LUMEN
6400-6500 °K

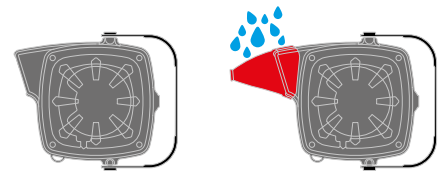
Lamp protection degree



IP65

IK09

Protection degree of electrical parts



IP44 without protection cap

IP45 with protection cap

Attention: The system is downgraded depending on the IP value of the connected components.



STANDARD ARTICLES

P/N standard	Number of conductors	Cable type	Cable length (m)	Inlet voltage	Lamp (page 32)
2210F23	2	2 x 1 - H05 RN-F	14 + 1 m	230 V AC-50 Hz	F230
2210F12	2	2 x 1 - H05 RN-F	14 + 1 m	12 V DC	F12
2210F24	2	2 x 1 - H05 RN-F	14 + 1 m	24 V DC	F24



ARTICLES WITH SPEED CONTROL

P/N with speed control	Number of conductors	Cable type	Cable length (m)	Inlet voltage	Lamp (page 32)
2210F23F	2	2 x 1 - H05 RN-F	14 + 1 m	230 V AC-50 Hz	F230
2210F12F	2	2 x 1 - H05 RN-F	14 + 1 m	12 V DC	F12
2210F24F	2	2 x 1 - H05 RN-F	14 + 1 m	24 V DC	F24

⚠ The following codes are considered devoid of accessories: protection cap - bayonet bracket.

ACCESSORIES



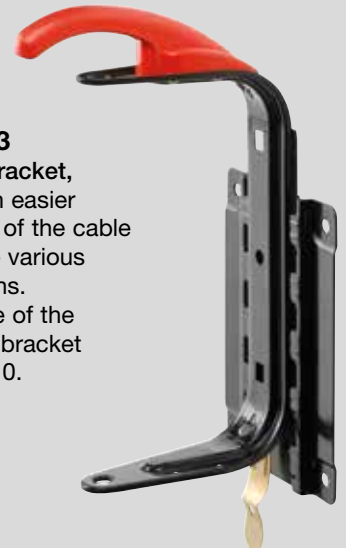
SPEED CONTROL

The version equipped with a clutch that allows a cable rewinding at a controlled rate, is characterized by the plate.



P/N 728115

Protection cap, made of oil resistant rubber is useful against the accidental entry of water or foreign objects inside the cable reels.



P/N 89003

Bayonet bracket, it allows an easier movement of the cable reels in the various workstations. For the use of the adjustable bracket see page 10.



Cable reels series 280

without transformer from 12 V to 24 V AC/DC



with led
portable lamp
series L1224



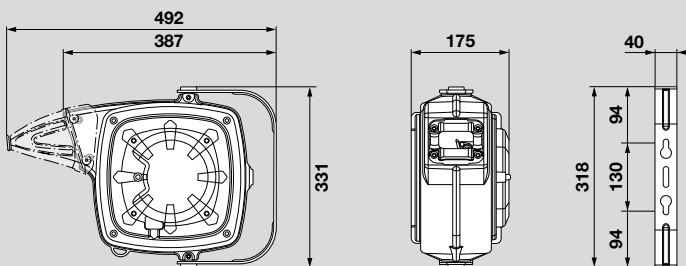
EN 61242 EN 60598
 EN 62471

2014/35/EU 2014/30/EU
 2011/65/EU EU 874/2012

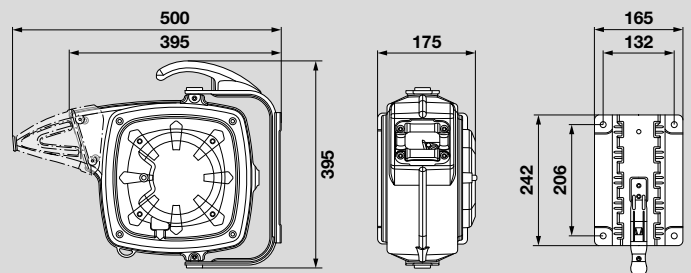
Colour:



Overall dimensions STANDARD (mm)



Overall dimensions WITH BRACKET (mm)






Weight (Kg)	No. packages per pallet	Packaging (mm)
7,1	40	440 x 195 x 485

Weight (Kg)	No. packages per pallet	Packaging (mm)
8,4	40	440 x 195 x 485


Usage environment temperature: -5 ÷ +40 °C

Fixing bracket:
Fixed-Adjustable

Cable inlet: 1,2 m

LED =  =  = 
3,6W 11W 50W
360 LUMEN
5000 °K

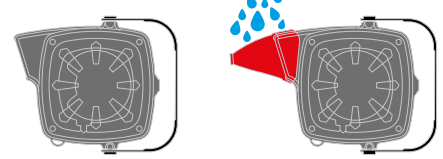
Lamp protection degree



IP65

IK09

Protection degree of electrical parts



IP44 without protection cap

IP45 with protection cap

Attention: The system is downgraded depending on the IP value of the connected components.



STANDARD ARTICLES

P/N standard	Number of conductors	Cable type	Cable length (m)	Inlet voltage	Lamp (page 33)
2210L	2	2 x 1 - H05 RN-F	14 + 1 m	da 12 V a 24 V AC/DC	L1224



ARTICLES WITH SPEED CONTROL

P/N with speed control	Number of conductors	Cable type	Cable length (m)	Inlet voltage	Lamp (page 33)
2210LF	2	2 x 1 - H05 RN-F	14 + 1 m	da 12 V a 24 V AC/DC	L1224

⚠ The following codes are considered devoid of accessories: protection cap - bayonet bracket.

ACCESSORIES




SPEED CONTROL

The version equipped with a clutch that allows a cable rewinding at a controlled rate, is characterized by the plate.



P/N 728115

Protection cap, made of oil resistant rubber is useful against the accidental entry of water or foreign objects inside the cable reels.



P/N 89003

Bayonet bracket, it allows an easier movement of the cable reels in the various workstations. For the use of the adjustable bracket see page 10.



Cable reels series 290 with transformer 230 V



with led
portable lamp
series L1224



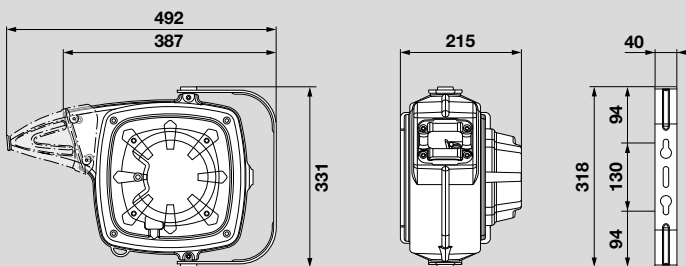
EN 61242 EN 60598
 EN 62471

2014/35/EU 2014/30/EU
 2011/65/EU EU 874/2012

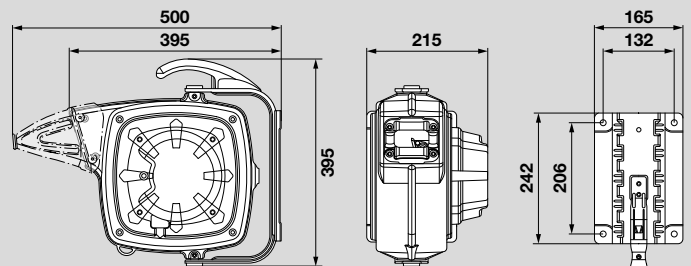
Colour:

STANDARD
 RAL 1004

Overall dimensions STANDARD (mm)



Overall dimensions WITH BRACKET (mm)






Weight (Kg)	No. packages per pallet	Packaging (mm)
9,0	40	440 x 195 x 485

Weight (Kg)	No. packages per pallet	Packaging (mm)
10,4	40	440 x 195 x 485


Usage environment temperature: -5 ÷ +40 °C

Fixing bracket:
Fixed-Adjustable

Cable inlet: 1,2 m

LED =  =  = 
3,6W 11W 50W
360 LUMEN
5000 °K

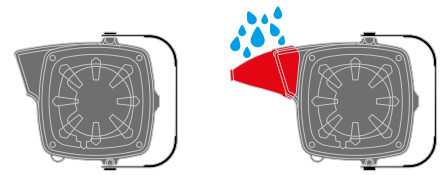
Lamp protection degree



IP65

IK09

Protection degree of electrical parts



IP44 without protection cap

IP45 with protection cap

Attention: The system is downgraded depending on the IP value of the connected components.



STANDARD ARTICLES

P/N standard	Number of conductors	Cable type	Cable length (m)	Inlet voltage	Lamp (page 33)
2210TL	2	2 x 1 - H05 RN-F	14 + 1 m	230 V AC - 50 Hz	L1224

ARTICLES WITH SPEED CONTROL

P/N with speed control	Number of conductors	Cable type	Cable length (m)	Inlet voltage	Lamp (page 33)
2210TLF	2	2 x 1 - H05 RN-F	14 + 1 m	230 V AC - 50 Hz	L1224

⚠ The following codes are considered devoid of accessories: protection cap - bayonet bracket.

ACCESSORIES



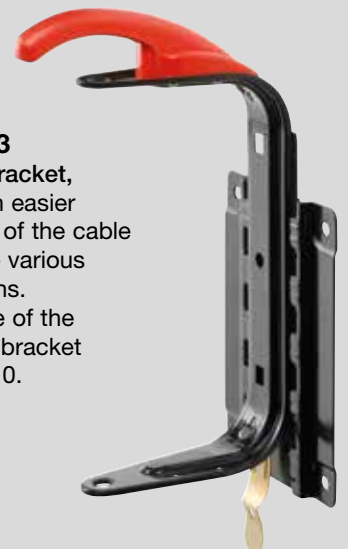
SPEED CONTROL

The version equipped with a clutch that allows a cable rewinding at a controlled rate, is characterized by the plate.



P/N 728115

Protection cap, made of oil resistant rubber is useful against the accidental entry of water or foreign objects inside the cable reels.



P/N 89003

Bayonet bracket, it allows an easier movement of the cable reels in the various workstations. For the use of the adjustable bracket see page 10.


LAMPS

LED LAMP
SERIES L1224



FLUORESCENT
LAMP
SERIES F230 - F12 - F24

LAMPS PRESENTATION



RAASM, portable lamps are strong and ideal for use in many fields of application. The adjustable hook and magnetic support allow their correct positioning in any situation. Depending on the model, they emit yellow or white light without generating heat and guarantee a large area of uniform illumination that ensures a large visual field.

advantages



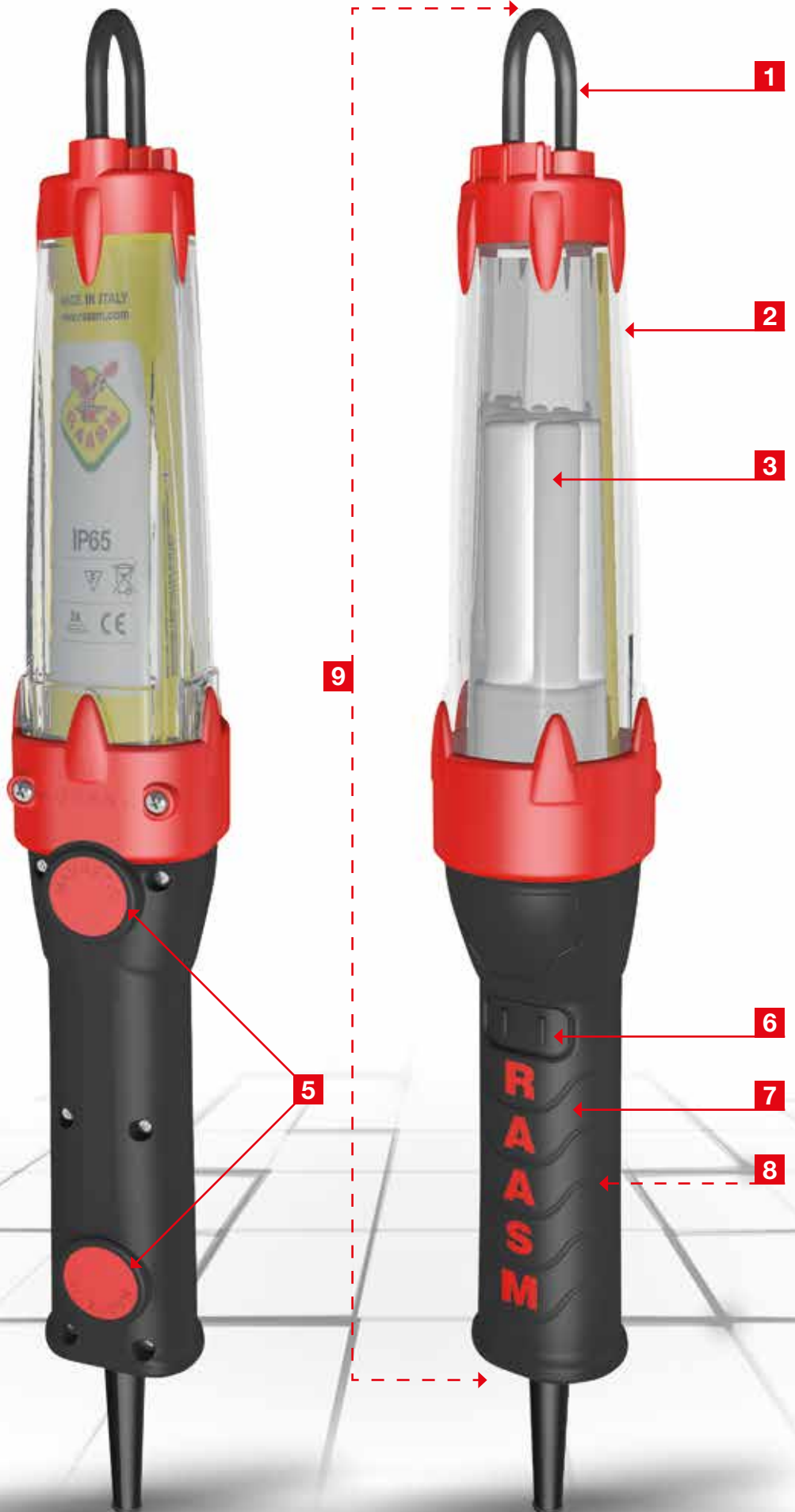
- Longer service life than a classic incandescent light bulb.
- Increased light output.
- Emits light at 5000 °K, comparable with the sun light (led version).
- Light diffuser to make uniform the led's beam.
- Lower heating.
- Lower energy consumption.
- Easy positioning thanks to the swivelling hook and the magnetic support.
- Switch protected from accidental actuation.
- Bicomponent non-slip handgrip.



The model with fluorescent lamp is supplied with light bulb. Fluorescent portable lamp that fits only energy saving light bulbs E27 max 11 W.

WARNING

TECHNICAL CHARACTERISTICS





1 ADJUSTABLE HOOK

360° rotating, with locking loop device, allows to securely hook the lamp to various types of supports. The innovative closed loop system ensures a safe hooking also on moving equipment.

2 TRANSPARENT PROTECTION COVER

In high resistance polymer, it protects the lamp from accidental shocks and against entry of dust, dirt and liquids. Replaceable screen.

3 FLUORESCENT LIGHT BULB 11 W

For voltages from 12 V DC a 24 V DC - 230 V AC - 50 Hz. Series F280 - F12 - F24

4 LED HOLDER UNIT

For voltages from 12 V AC/DC a 24 V AC/DC. It includes 12 white LEDs (5000 °K) for a total of 3,6 W. Easily replaceable. Series L1224



5 MAGNETIC SUPPORT

Integrated in the handgrip, allows the adhesion of the lamp to any surface. This simple and practical device is useful when there are no holds for the hook of the lamp.

6 PROTECTED SWITCH

Incorporated inside the handle grip, it is protected from accidental shocks and against entry of dust, dirt and liquids.

7 HANDGRIP

In anti-skidding bicomponent, it allows a rapid and safe grip of the lamp.

8 PROTECTION FUSE

2 A, electrically protects the lamp from eventual short circuits. In the fluorescent lamp version is user replaceable.

9 PROTECTION DEGREE

IP65 - IK09.



Guarantee and quality of the components are our priority!



Portable lamp series F230 - F12 - F24 supplied with fluorescent bulb



powered by:
- 12 V DC
- 24 V DC
- 230 V AC

SERIES F230

CE

EN 60598-1 EN 60598-2-8

2014/35/EU 2014/30/EU
2011/65/EU EU 874/2012

SERIES F12 - F24

CE

EN 60598-1 EN 60598-2-8

2014/35/EU 2014/30/EU
2011/65/EU EU 874/2012

Feed the lamp exclusively with the correct voltage. Using it with different voltages irretrievably damages the lamp, and invalidate any warranty.



Technical characteristics:

- Magnetic support
- Transparent replaceable protection cover
- Anti-skidding grip

LED = = =

3,6W 11W 50W

600 LUMEN
6400-6500 °K

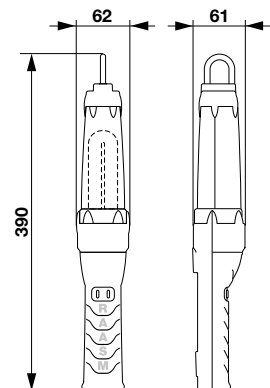
Lamp protection degree



FLUORESCENT PORTABLE LAMP SERIES F230 - F12 - F24

Fluorescent lamp P/N	Power supply voltage	Light bulb coupling	Max power (W)	Lamp protection degree	Light bulb supplied
F230	230 V AC - 50 Hz	E27	11	IP65	P/N 728001
F12	12 V DC	E27	11	IP65	P/N 728002
F24	24 V DC	E27	11	IP65	P/N 728003

Overall dimensions (mm)



- The above-mentioned codes refer to the lamp supplied without cable.
- All the models can be supplied with light bulbs belonging to energetic efficiency class B, A and A+ in accordance with European regulation EU 874/2012. Fluorescent light bulbs can be replaced only with same energetic efficiency class.

LIGHT BULBS AVAILABLE

- P/N 728001 Lamp 11 W 230 V AC - 50 Hz
- P/N 728002 Lamp 11 W 12 V DC
- P/N 728003 Lamp 11 W 24 V DC



Weight (Kg)	No. packages per pallet	Packaging (mm)
0,6	40	525 x 135 x 80



Portable lamp series L1224 supplied with led holder unit



powered by:
12 V ÷ 24 V AC/DC

!
Feed the lamp exclusively with the correct voltage. Using it with different voltages irretrievably damages the lamp, and invalidate any warranty.



CE

EN 60598-1 EN 60598-2-8
EN 62471

2014/35/EU 2014/30/EU
2011/65/EU EU 874/2012



Technical characteristics:

- Magnetic support
- Transparent replaceable protection cover
- Anti-skidding grip

LED = = =

3,6W 11W 50W

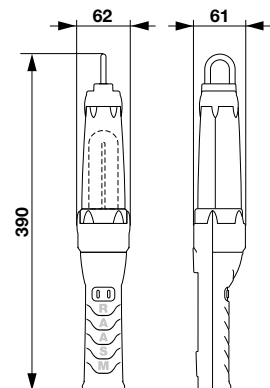
360 LUMEN
5000 °K

Lamp protection degree



LED PORTABLE LAMP SERIES L1224					
Led lamp P/N	Power supply voltage	N° of leds	Led holder unit power (W)	Lamp protection degree	Led holder unit
L1224	12 ÷ 24 V AC/DC	12	3,6	IP65	P/N 728005

Overall dimensions (mm)



- !** The above-mentioned codes refer to the lamp supplied without cable.
- !** All the models can be supplied with light bulbs belonging to energetic efficiency class A, A+ and A++ in accordance with European regulation EU 874/2012.

LED HOLDER UNIT

P/N 728005

Kit led holder unit, with 12 leds each of 0,3 W.
Led holder unit cannot be replaced by others available in the market.



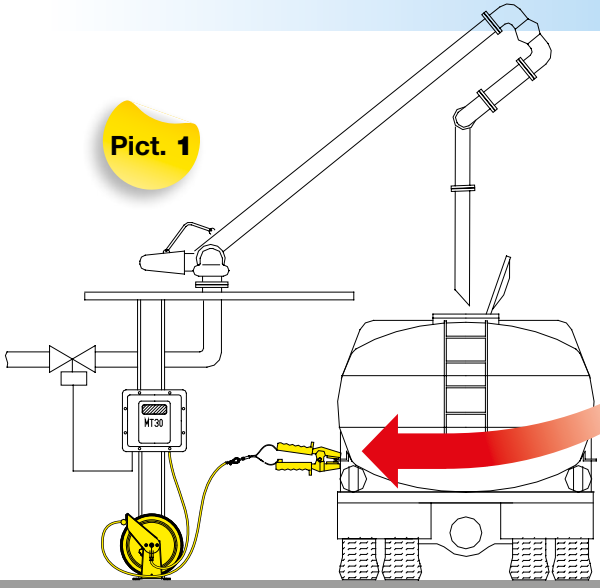
Weight (Kg)	No. packages per pallet	Packaging (mm)
0,6	40	525 x 135 x 80

EARTHING CABLE REELS



PRESENTATION

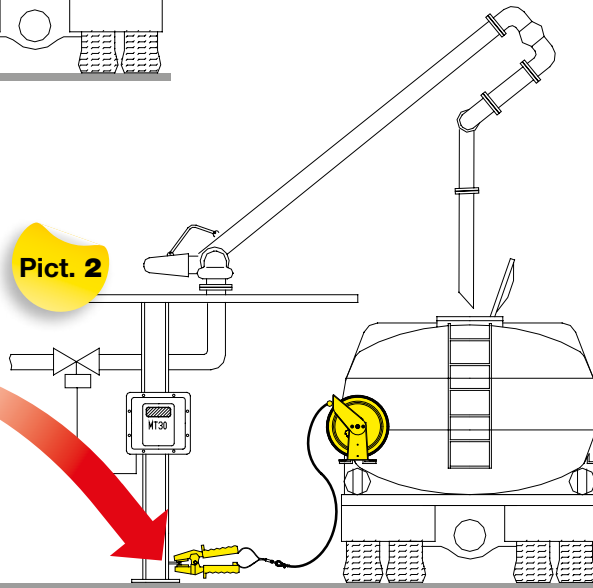
Pict. 1



FUNCTIONIONING:

The assigned operator, before performing the transfer of the fluids, must connect the clamp on the end of the cable to the proper connecting plate obligatorily foreseen on all portable tanks (pict. 1).

Pict. 2



ALTERNATIVE:

The cable reels can be installed on the mobile tank and the pliers connected to the appropriate ground plate (pict. 2).

The cable reels series 350 is marked according to ATEX directive, category 3 (zone 2). The anti-deflagration pliers, standard on some models, can be placed instead in a potentially explosive area (zone 1) as indicated in the relative marking.

The cable reels easily meets the need to ground the tanks containing flammable liquids during the operations of transfer in order to avoid the accumulation of dangerous electrostatic charges.

APPLICATION FIELDS

Deposits and refineries, aviation, tank trucks, naval





Cable reels series 280 earthing



covered in shockproof plastic material



CE

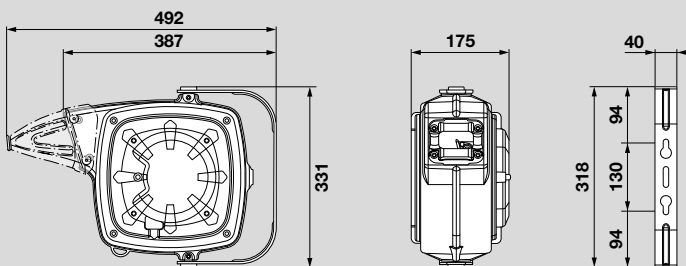
EN 61242

2014/35/EU 2014/30/EU
2011/65/EU

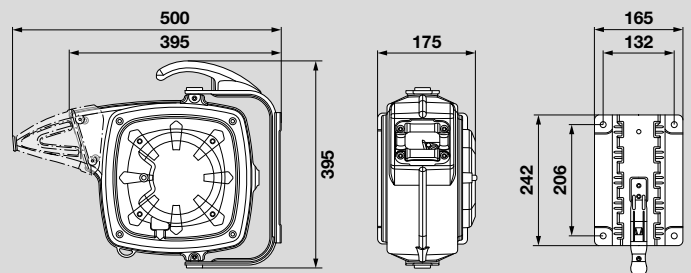
Colour:



Overall dimensions STANDARD (mm)



Overall dimensions WITH BRACKET (mm)



Weight (Kg)	No. packages per pallet	Packaging (mm)
5,0 ÷ 9,0	40	440 x 195 x 485

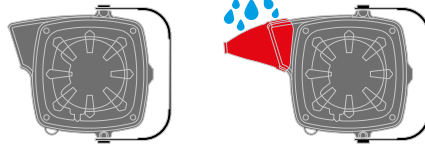
Weight (Kg)	No. packages per pallet	Packaging (mm)
6,3 ÷ 10,3	40	440 x 195 x 485

Usage environment temperature: -5 ÷ +40 °C

Fixing bracket:
Fixed-Adjustable

Cable inlet: 1,2 m

Protection degree of electrical parts

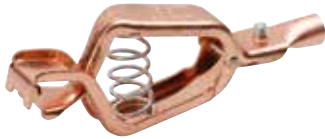


IP44 without protection cap IP45 with protection cap

Attention: The system is downgraded depending on the IP valve of the connected components.

EARTHING PLIERS

100A



P/N 735111

50A



P/N 735112

10A



ANTI-DEFLAGRATION



STANDARD ARTICLES					
P/N standard	Number of conductors	Cable type	Cable length (m)	Cable inlet (m)	Earthing pliers
1065	1	1 x 6 - H07 V-K	15 + 1	1,2	without
1161	1	1 x 16 - H07 V-K	10 + 1	1,2	without
1065P	1	1 x 6 - H07 V-K	15 + 1	1,2	P/N 735112
1161P	1	1 x 16 - H07 V-K	10 + 1	1,2	P/N 735111
1064P	1	1 x 6 - PUR	14,5	1,2	anti-deflagration 10 A

ARTICLES WITH SPEED CONTROL					
P/N with speed control	Number of conductors	Cable type	Cable length (m)	Cable inlet (m)	Earthing pliers
1065F	1	1 x 6 - H07 V-K	15 + 1	1,2	without
1161F	1	1 x 16 - H07 V-K	10 + 1	1,2	without
1065PF	1	1 x 6 - H07 V-K	15 + 1	1,2	P/N 735112
1161PF	1	1 x 16 - H07 V-K	10 + 1	1,2	P/N 735111
1064PF	1	1 x 6 - PUR	14,5	1,2	anti-deflagration 10 A

⚠ The following codes are considered devoid of accessories: protection cap - bayonet bracket.

ACCESSORIES



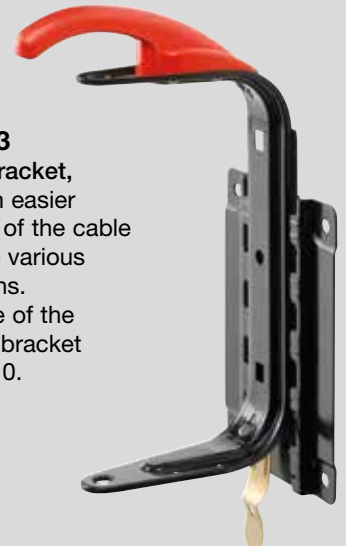
SPEED CONTROL

The version equipped with a clutch that allows a cable rewinding at a controlled rate, is characterized by the plate.



P/N 728115

Protection cap, made of oil resistant rubber is useful against the accidental entry of water or foreign objects inside the cable reels.



P/N 89003

Bayonet bracket, it allows an easier movement of the cable reels in the various workstations. For the use of the adjustable bracket see page 10.



open with
painted steel
drum



In accordance with directive



Colour:



Usage environment
temperature: -5 ÷ +40 °C

Fixing bracket: Fixed

Cable inlet: 1,2 m

EARTHING PLIERS

100 A



P/N 735111

50 A



P/N 735112

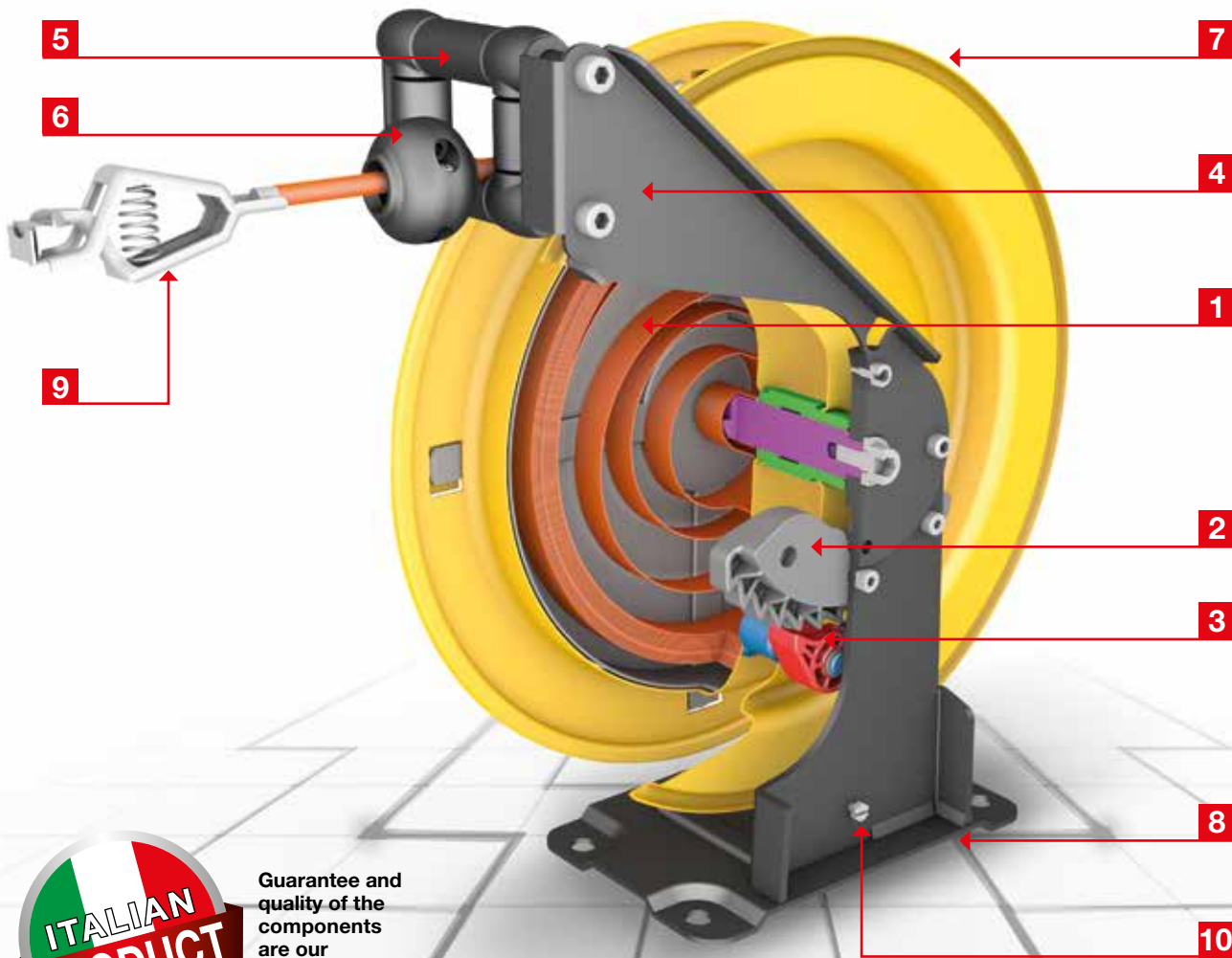
10 A



ANTI-DEFLAGRATION

STANDARD ARTICLES

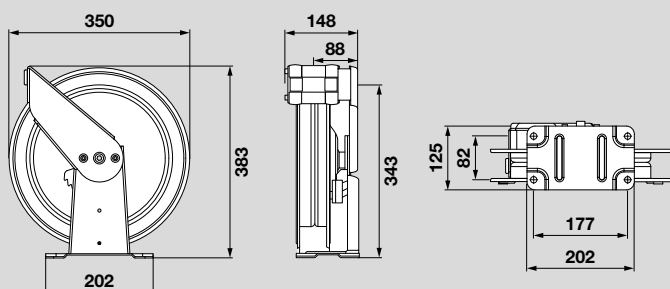
P/N standard	Number of conductors	Cable type	Conducting cable material	Conducting cable insulation	Cable length (m)	Earthing pliers
735000	1	without cable	max cable capacity 30 m - cross section 16 mm ²			without
735131.60141	1	1 x 6	Copper	PUR	14,5	anti-deflagration 10 A
735131.60261	1	1 x 6	Copper	PUR	26	anti-deflagration 10 A
735131.60152	1	1 x 6	Copper	PUR	15	P/N 735112
735131.60252	1	1 x 6	Copper	PUR	25	P/N 735112
735141.60152	1	1 x 7	Steel	PVC	15	P/N 735112
735141.60252	1	1 x 7	Steel	PVC	25	P/N 735112



Guarantee and quality of the components are our priority!

- 1 REWINDING SPRING**
With constant force fully closed and protected.
- 2 STOP RACK**
Allows the blocking of the cable to the wanted measure.
- 3 PAWL**
Of increased thickness with reinforcement ribs to ensure high resistance to stresses. Actuated by a spring in stainless steel.
- 4 MULTI POSITION ARMS**
To facilitate the release of the cable according to the installation of the cable reels.
- 5 SELF-LUBRICATING CABLE GUIDE ROLLERS**
Wide omnidirectional nozzle.
- 6 CABLE CLAMP PAD**
Adjustable.
- 7 CABLE REELS DRUM**
Sturdy and practical with ribs and rounded edges.
- 8 HOOKING BRACKET**
It is provided with four slotted holes that allow easy and safe installation.
- 9 EARTHING PLIERS**
To eliminate the accumulation of electrostatic energy.
- 10 EARTHING CONNECTION**

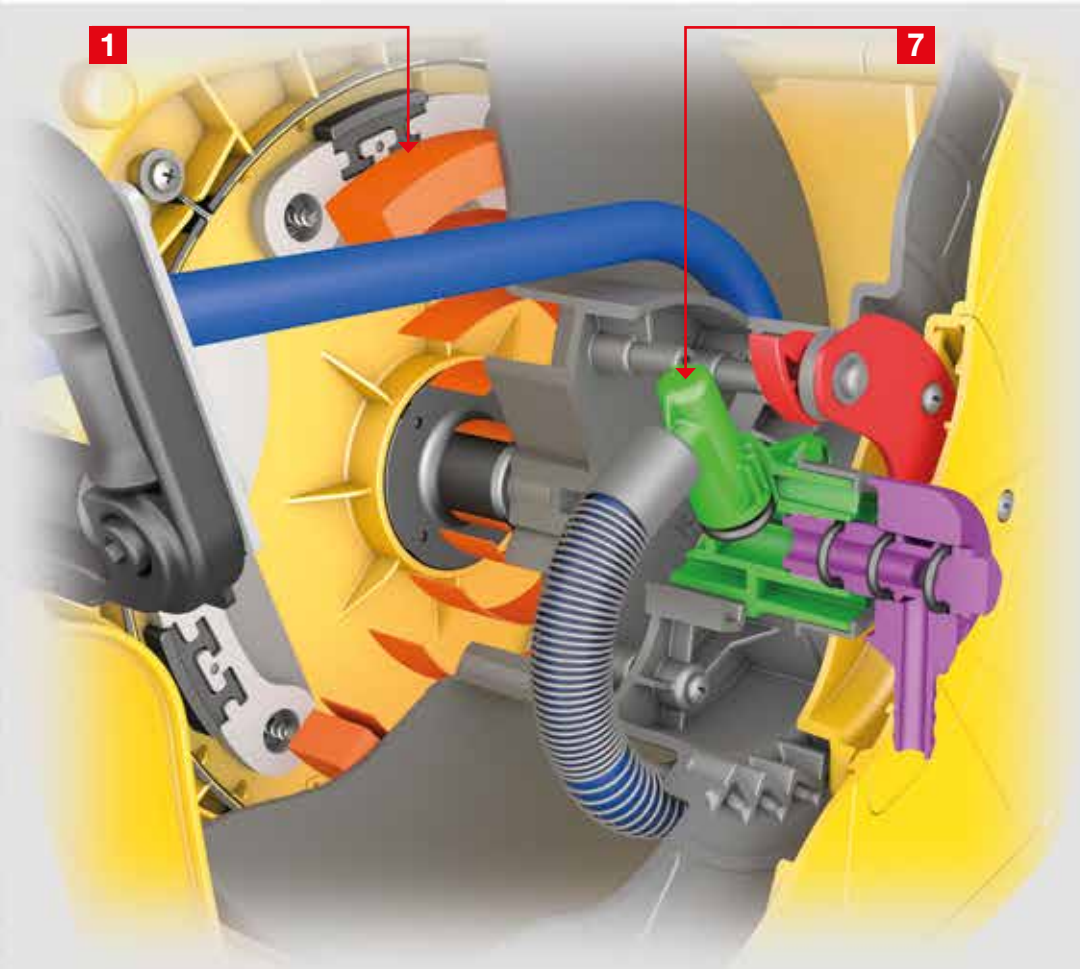
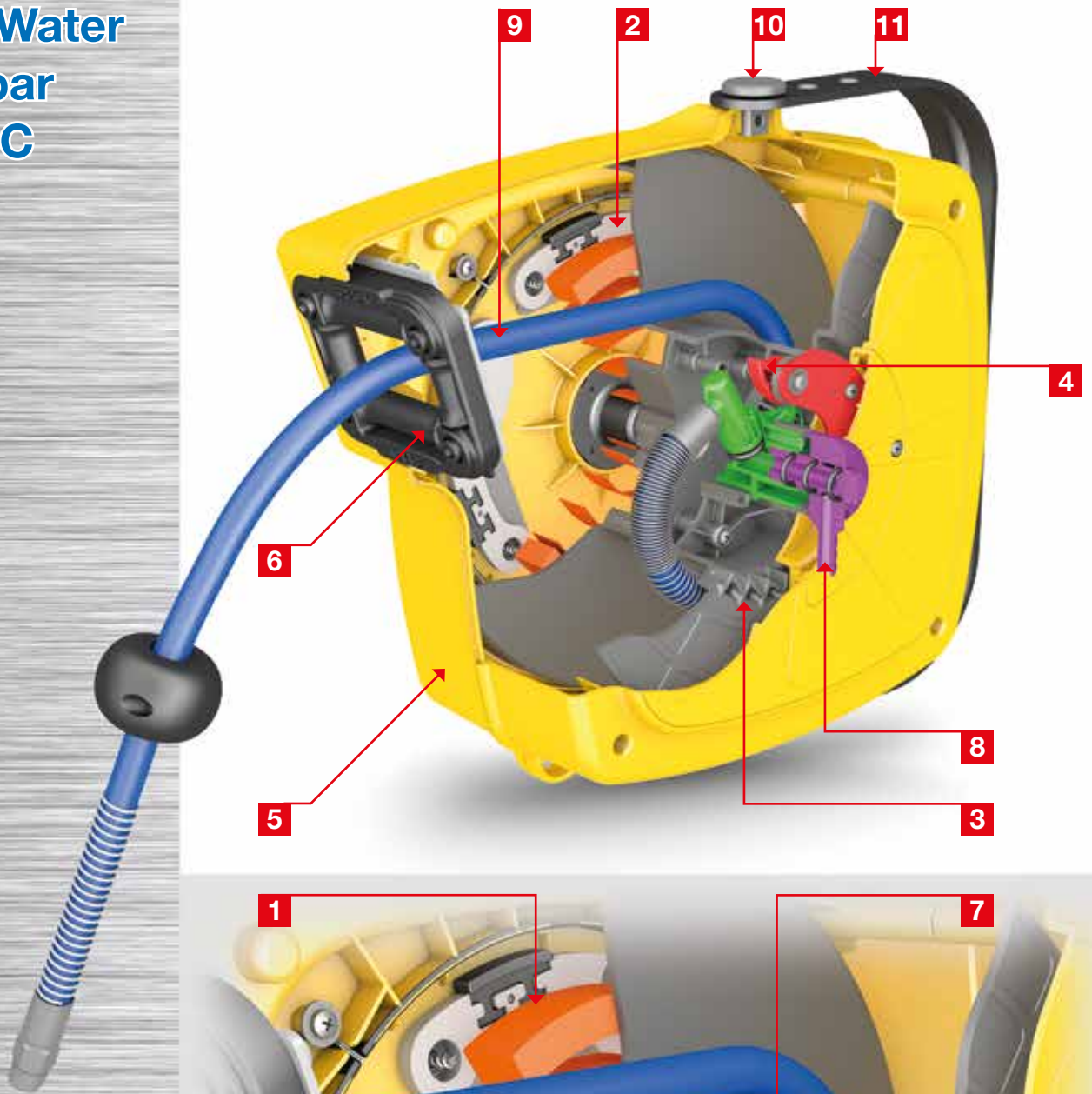
Overall dimensions STANDARD (mm)




Weight (Kg)	No. packages per pallet	Packaging (mm)
12,3 ÷ 14,1	36	390 x 188 x 403

HOSE REELS

Air-Water
20 bar
40 °C



TECHNICAL CHARACTERISTICS



Guarantee and quality of the components are our priority!

1 SPRING

Rewinding spring totally protected from the external environment. The spring is subjected to a durability test of 20000 cycles (each cycle corresponds to the complete unwinding and rewinding of the hose) thus simulating an average life of over 10 years. Possibility to intervene to adjust the spring force increasing or decreasing the preload.

2 REWINDING CLUTCH

Optional, devoid of complex and potentially wearing kinematic motions, allows the rewinding of the drum at a safe speed.

3 STOPPING RACK

It has an increased width and reinforcement ribs ensuring greater durability and sturdiness.

4 PAWL

Of increased thickness with reinforcing ribs ensuring high stress resistance and durability.

5 STRUCTURE

Strong and compact made of highly resistant shockproof material mechanical, designed to withstand over time.

6 HOSE GUIDE WITH ROLLERS

Sturdy and resistant with reinforced steel interior. Wide width which allows to guide properly the hose for correct rewind. Equipped with 4 rollers, 2 arranged horizontally (above and below) and 2 arranged vertically (left and right) that reduce hose wear.

7 FITTINGS AND CENTRAL PIN

Built in suitable material to withstand harsh products (Delrin®) and with passages dimensioned so as to avoid flow resistance.

8 ENTRY ARTICULATION

With internal passage properly sized to the used pipes. The 90° fitting can be oriented in eight different positions, 45° equitably spaced to facilitate the connection of the inlet hose (supplied).

9 HOSE

Polyurethane hose with hose stop pad and outlet articulation that ease the use of the pneumatic equipment (inflating guns, screwers, etc.) to which it is connected. Two metal coils positioned at either end of the hose are a safe reinforcement to its structure.

10 SIDE CLUTCH

The bracket is equipped with a special clutch that controls the rotational speed on the right and on the left of the hose reels.

11 ADJUSTABLE BRACKET

Adjustable up to 90° per side, of a sturdy structure with loop fixing holes that facilitate wall mounting.

12 BAYONET BRACKET

The bracket with bayonet type quick coupling is available as optional and it allows an easier movement of the hose reels in the various workstations.



Hose reels series 280

Air-Water - 20 bar - 40 °C



enclosed in
shockproof
plastic
material



Colour:

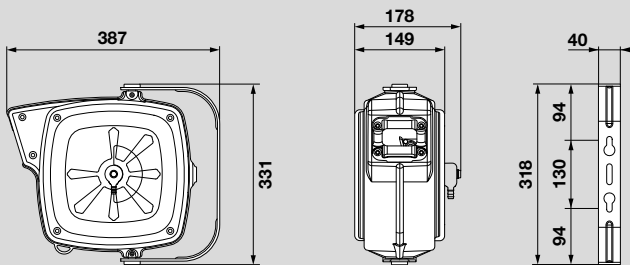


STANDARD

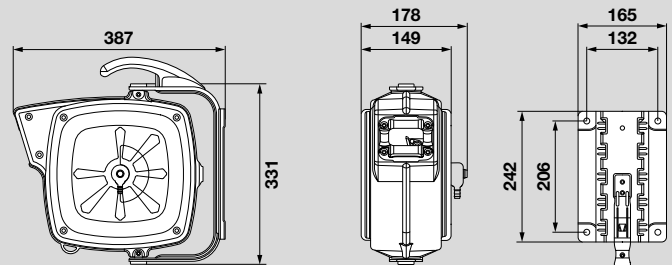


RAL 1004

Overall dimensions STANDARD (mm)



Overall dimensions WITH BRACKET (mm)



Weight (Kg)	No. packages per pallet	Packaging (mm)
6,0 ÷ 7,9	40	470 x 260 x 490

Weight (Kg)	No. packages per pallet	Packaging (mm)
7,3 ÷ 9,2	40	470 x 260 x 490

Usage environment temperature: -5 ÷ +40 °C

Fixing bracket:
Fixed-Adjustable



STANDARD ARTICLES				
P/N standard	Hose length and ø	Coupling		Hose working temperature min/max
		inlet	outlet	
92808.101	10 m - 8 x 12 mm (971.110)	G 3/8" (m)	G 1/4" (m)	-15 ÷ +65 °C
92808.102	14 m - 8 x 12 mm (971.114)	G 3/8" (m)	G 1/4" (m)	-15 ÷ +65 °C
92808.105	8+1 m - 10 x 14,5 mm (972.109)	G 3/8" (m)	G 3/8" (m)	-15 ÷ +65 °C

ARTICLES WITH SPEED CONTROL				
P/N with speed control	Hose length and ø	Coupling		Hose working temperature min/max
		inlet	outlet	
92848.101	10 m - 8 x 12 mm (971.110)	G 3/8" (m)	G 1/4" (m)	-15 ÷ +65 °C
92848.102	14 m - 8 x 12 mm (971.114)	G 3/8" (m)	G 1/4" (m)	-15 ÷ +65 °C
92848.105	8+1 m - 10 x 14,5 mm (972.109)	G 3/8" (m)	G 3/8" (m)	-15 ÷ +65 °C


⚠ The following codes are considered devoid of bayonet bracket.

EQUIPPED WITH:

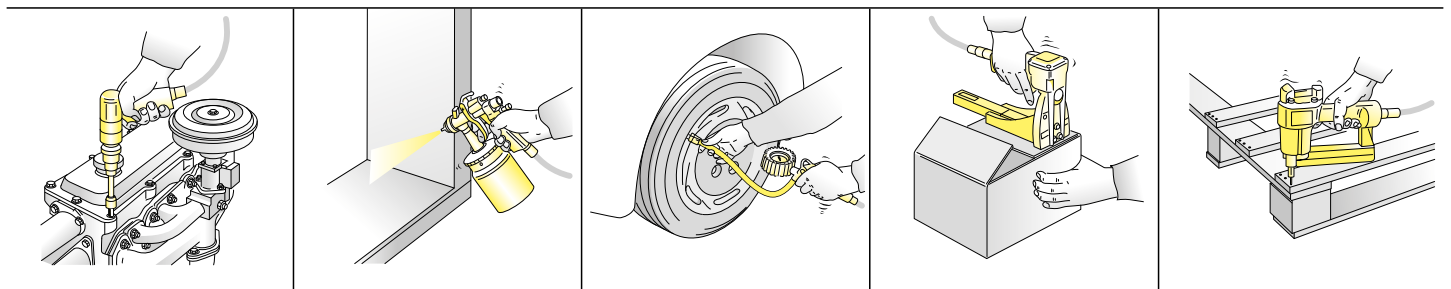
- hose outlet with swivel joint
- polyurethane hose (blue) with protection spring on fittings
- galvanized steel fittings
- brass joint
- seals in Viton®
- length in entrance 1,5 m



OUTPUT HOSE DETAIL



some examples of use



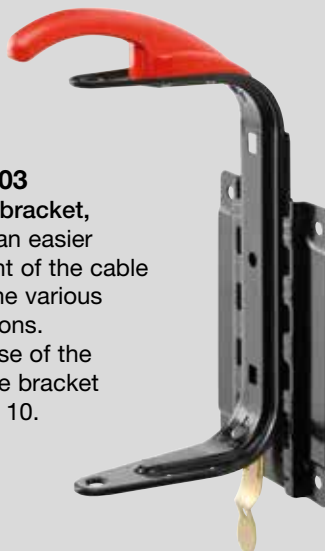
ACCESSORIES



SPEED CONTROL

The version equipped with a clutch that allows a cable rewinding at a controlled rate, is characterized by the plate.

P/N 89003
Bayonet bracket, it allows an easier movement of the cable reels in the various workstations. For the use of the adjustable bracket see page 10.



P/N 89001
Wall bracket, to buy separately in case you want to create multiple points for fitting the hose reel provided with bayonet bracket.





SPECIFIC TESTS AND OVERALL TESTING



The spare parts catalogue advantages

With a complete, intuitive and competitive catalogue the cable reels maintenance is every day easier and more profitable.

strength points



LONG-TERM QUALITY

The availability of spare parts kits extends the product's lifetime, improving the investment over time.



IMMEDIATE MAINTENANCE, AT THE WORKING SITE

Kits are easy to install, they don't need the presence of specialized technicians and they can be used at the working place.



SIMPLE AND EFFICIENT

The already available spare parts kits simplify the purchase procedure and make the stock more efficient.



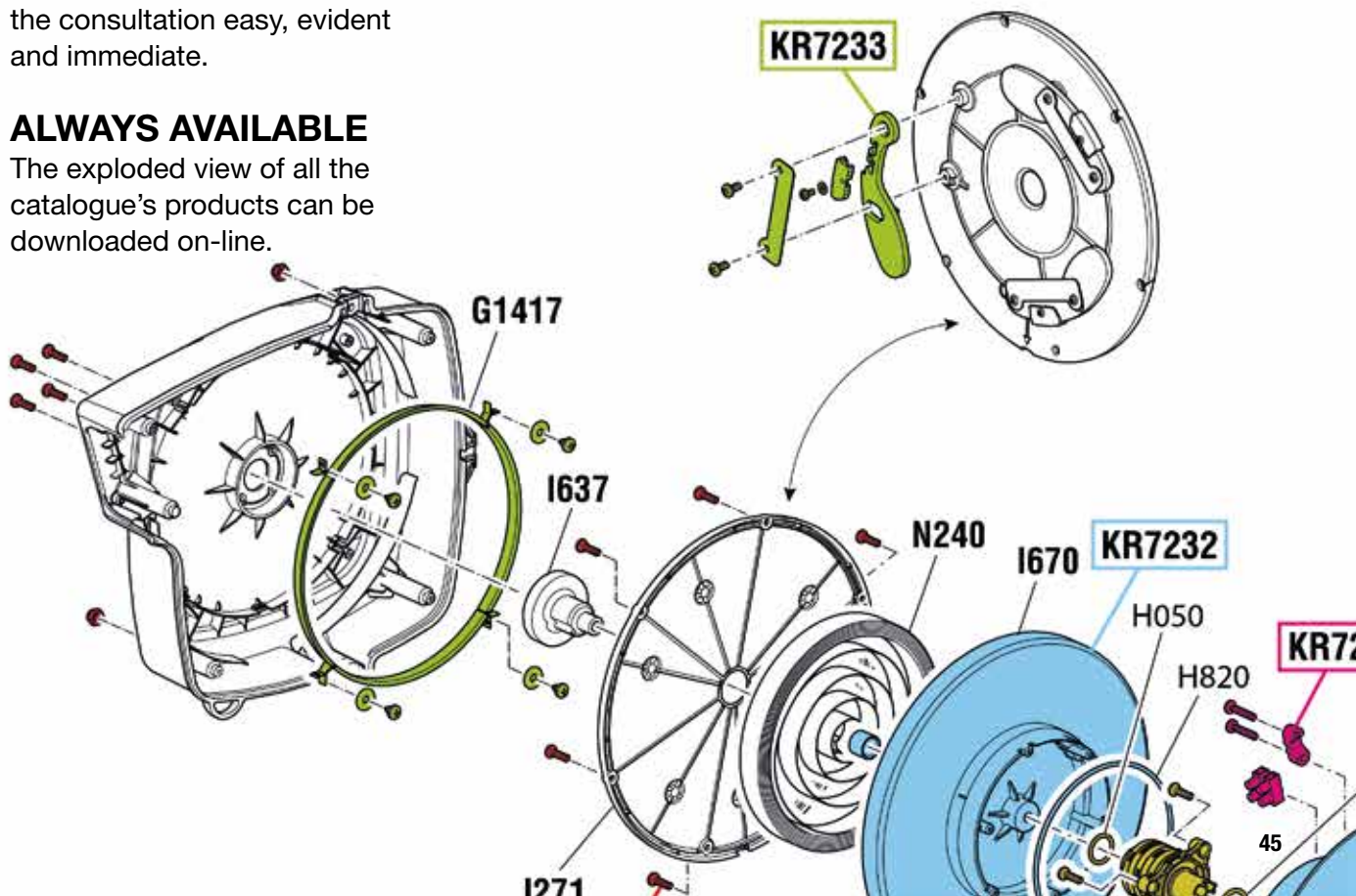
POWER TO THE COLOURS

The colours in the exploded view make the consultation easy, evident and immediate.



ALWAYS AVAILABLE

The exploded view of all the catalogue's products can be downloaded on-line.



PRODUCT CUSTOMIZATION



RAASM offers the opportunity to order the products of its production in **2 different colours**.

The customer **without the constraints of minimum quantity, nor additional costs, can request the colour choosing from the proposed range.**

This customization concerns only the colour and **does not include:** instruction booklets, labels, brands, etc. **Delivery times for the colour that is not standard may vary.**

Different colours, in addition to those available or other customizations, must be valued each time and will be bound to minimum quantities and additional costs.

AVAILABLE COLOURS

The products for which a customized colour is not specified, are supplied with standard grey colour as per catalogue

STANDARD COLOUR	AVAILABLE COLOURS
RAL 7035 	RAL 1004 

To order an item with a **different colour from the standard**, it is necessary to add the suffix:

/C2 for yellow colour **Ral 1004**

RAASM

The company **RAASM S.p.A.** holds the exclusive Intellectual Property rights on the **RAASM** trademark and all rights to its use and reproduction are reserved.

The **RAASM** trademark is a registered trademark and is protected at an international level. No part of the **RAASM** trademark and its logo may be utilized, copied and/or used in any form, time and space, even by means of improper alterations.

The Intellectual Property rights on the images published in this catalogue are owned exclusively by **RAASM S.p.A.** and any unauthorized reproduction is prohibited.

Any use in general of the assets protected by the Intellectual Property rights of **RAASM S.p.A.** is prohibited and is subject to the prior written permission of **RAASM S.p.A.**



The manufacturer declines any responsibility for possible inaccuracies contained in this catalogue, due to printing or transcription errors.

The manufacturer reserves the right to make any changes or improvements of a functional, technical or aesthetic nature without prior notice.



THREE WORDS TO DESCRIBE RAASM

■ Technology

The starting point for the entire production cycle is the research and development of cutting-edge new solutions which lead to the development of **high quality products, fully produced in Italy.**



■ Quality

The quality of our product manufacturing has always been our absolute priority. To reach this goal rigorous testing accompanies every phase of the manufacturing process.



■ Functionality

RAASM offers the most complete range of lubrication products suited to many sectors. Our aim is to always be available to provide solutions to our customers.



Company with an
ISO 9001:2015
certified quality
management system

RAASM S.p.A.
36022 S. ZENO DI CASSOLA (VI)
Via Marangoni, 33 - ITALY

Export department
Tel. +39 0424 571130 - Fax +39 0424 571135

Technical department
Tel. +39 0424 571150 - Fax +39 0424 571155
info@raasm.com - www.raasm.com



Authorized distributor